



## My visit to The Making of Harry Potter à?? Warner Bros. Studio Tour Tokyo

### Description

I visited The Making of Harry Potter à?? Warner Bros. Studio Tour Tokyo in late June of 2025. My daughter is a Harry Potter fan and was very keen to visit.

Quick tip. You have to buy the tickets to this attraction online. My family and I went to the site itself and we had to purchase the tickets online. You will be given a time to access the attraction and you can only enter the attraction about 1 hour before. We were given the timing of 130pm to enter. We reached the attraction site and made the booking about 12 noon.

The closest station to the Warner Bros. Studio Tour Tokyo à?? The Making of Harry Potter is Toshimaen Station. It is accessible via the Seibu Toshima Line (17 minutes from Ikebukuro Station) and the Toei Subway Oedo Line. The studio entrance is a 2-minute walk from the station.

Oh and do not worry. You will know that you are on the correct train. The train will be covered with The Making of Harry Potter theme.



The 2-minute walk is relatively unsheltered. There is a Family Mart next to the station if you need to grab a snack or a drink. There are also lockers located at the station if you need to store your belongings or even your luggage.











You will be allowed into the attraction about an hour before your allocated time. You can have a meal at the Food Hall. The food was generally decent and not overly overpriced.

















The tour entrance is right next to The Food Hall. You will need to show the email that states your entrance timing to the ushers. Going in, you will form part of a queue.











There is some introduction to the tour at the start of the tour.





It is then free and easy from hereon.

*default watermark*

















## DUMBLEDORE'S OFFICE 校長室

Albus Dumbledore keeps his office in the trio of towers emerging from Hogwarts' highest point. His fascination with the universe and the heavens led production designer Stuart Craig to lean toward astronomy as the room's defining feature.


Originally constructed for *Harry Potter and the Chamber of Secrets*, the set makes an appearance in all subsequent films, sometimes at a different location entirely. In *Harry Potter and the Prisoner of Azkaban*, for example, the set was redressed with even more scientific instruments to become a new Hogwarts classroom where Harry practices advanced magic with Professor Lupin. Here, the set appears as it does in *Harry Potter and the Half-Blood Prince*.

このセットは、映画『秘密の部屋』以来、シリーズを通じて登場しますが、ときには別のセットに変更することもあります。



また、シリーズ最終作『アズカバンの呪い』では実験器具を多用し、中心が科学テーマ、ルービン先生の高度な魔法を習った部屋として装飾されました。この年の映画は、シリーズ最終作『魔法の石』に似たセットを再現したものです。

It was a large and beautiful circular room, full of fancy little nooks. A number of curious silver instruments stood on spindle-legged tables, whirling and emitting little puffs of smoke. The walls were covered with portraits of old hand-masters and headmistresses, all of whom were gazing gently at their frames.



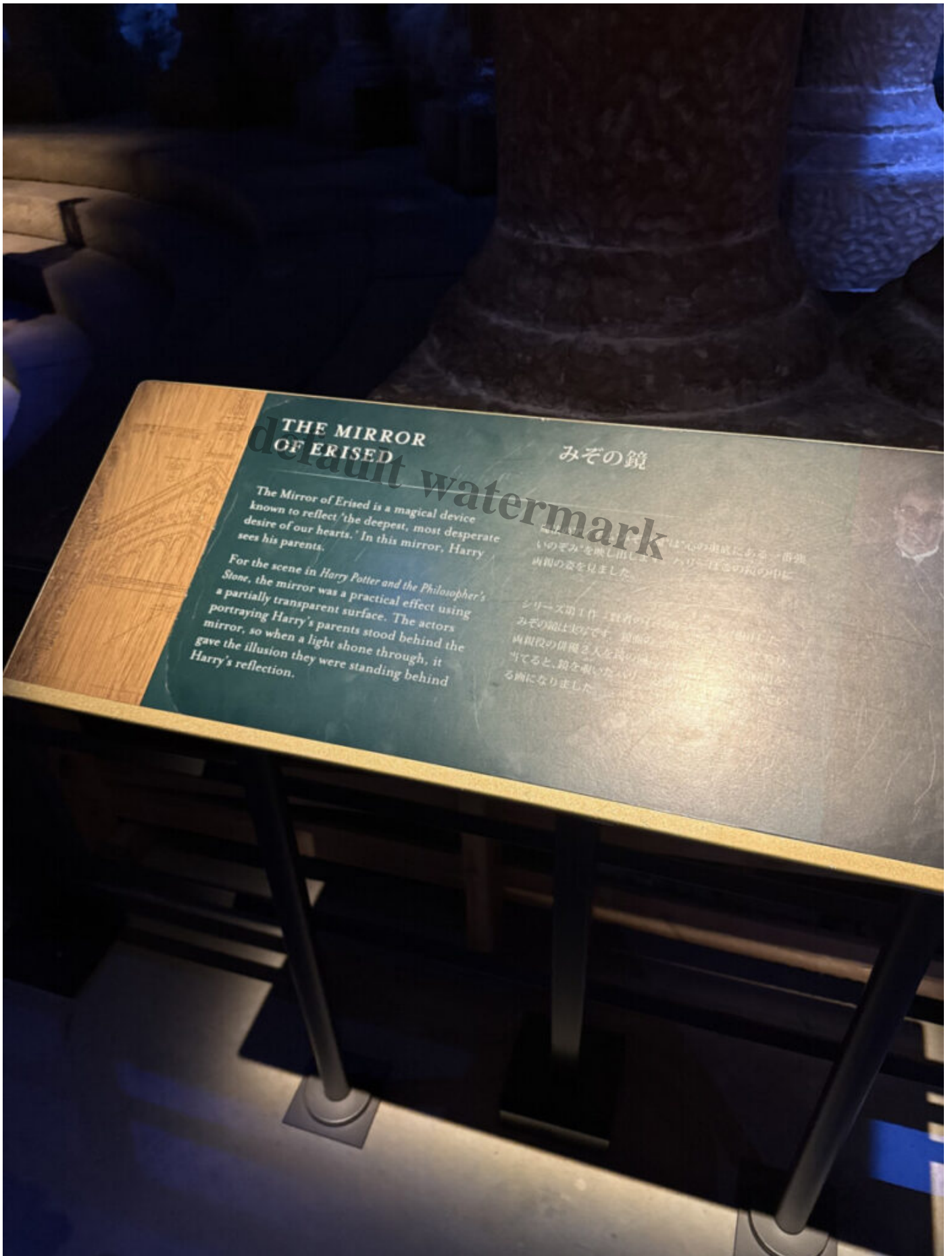
非常に美しく神秘的な部屋で、あちこちに奇妙な物音が聞こえていた。銀製の脚立のテーブルには、煙を吐き出す小さな魔法の器具が並べられていた。壁には、かつて魔法を習った人々の肖像画が飾られていた。彼らはみな優しく静かにこちらを覗きこんでいた。

—J.K. Rowling, *Harry Potter and the Chamber of Secrets*  
—J.K. Rowling, 『魔法の石』(魔法の石の巻)  
(魔法の石/第1巻)

7











The tour is punctuated by a cafe. I think this is the Backlot Cafe and there is a Butterbeer bar outside of this cafe.





The cafe is right ahead.



Of course you will need to order the instagrammable desserts.





Frankly it was ok. Not as bad as what was mentioned in some YouTube videos about the desserts. I mean you are not here for excellent desserts. The cream on this owl is not as thick as many made it out to be.

*default watermark*



The tour then continuesâ?!

*default watermark*



It was quite warm so I did not spend too much time here. Singapore was a lot warmer though. But this was like in the middle of the afternoon and it was a clear and sunny day.

*default watermark*









I like how a lot of effort was put into the exhibits in the tour. Life sized replicas of many items from the movies.

*default watermark*











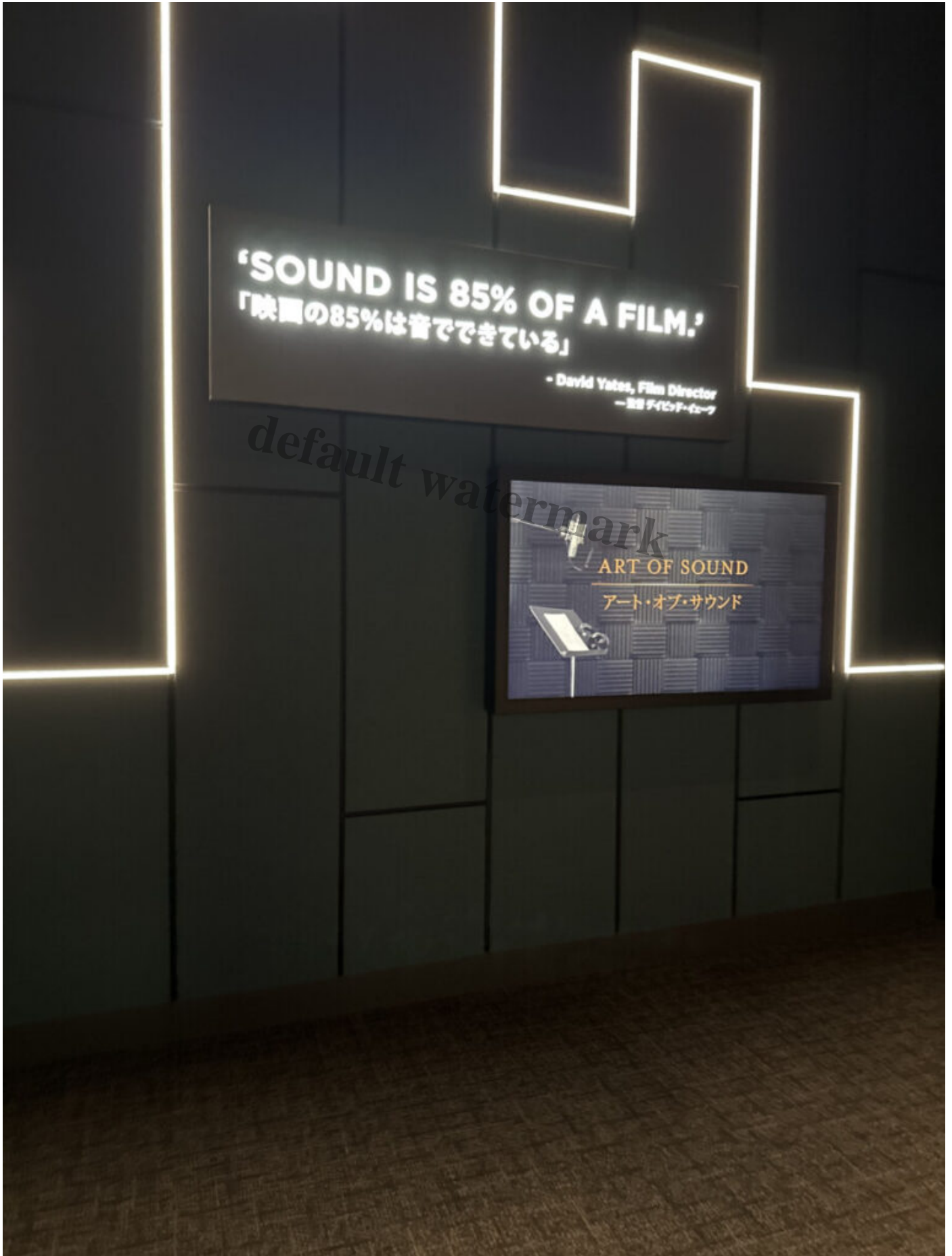
There was a portion of the tour which showed how sound effects were created for the movies. I found this portion very intriguing.

*default watermark*




















Would I go back for another round of the studio tour? Most probably not. This is something that you would go once if you are interested in Harry Potter movies. I can see how this Studio Tour is so popular for those who have never visited it. However, there is little to no repeat visit value.

Things to note would be to remember to book online and buffer about 5 hours of time for you to spend navigating through the tour. It is that large that you will need that amount of time to meander around.

Overall, one of the better days in my recent Tokyo trip. The Warner Bros. Studio Tour Tokyo あ?? The Making of Harry Potter is a must go for Harry Potter fans who have never been to the tour before.

Yours sincerely,

Daryl



## You May Also Like

- [Autumn in Japan, Two Weeks Self-Drive Travel Itinerary \(Nagano, Hakone, Izu, Tokyo\) â?? Day 6](#)
- [Autumn in Japan, Two Weeks Self-Drive Travel Itinerary \(Nagano, Hakone, Izu, Tokyo\) â?? Day 2](#)
- [\[Deals\] Multi-Platinum Chart-Topping Artist Lauv To Perform LIVE At Sentosa](#)

### Date Created

04/08/2025

### Author

daryllum

*default watermark*