




Catching Sakura: My 12 Days Self-Drive Itinerary through Sendai, Fukushima, Nikko, and Tokyo in Spring – Day 8

Description


Having breakfast before checking out. The breakfast was average. I see little joy in the patrons who were having the breakfast in the same room lol!



default watermark


[View this post on Instagram](#)






A post shared by Kevin Yeo (@kevinyeo82)

Oh, I did not mention this in my earlier post. Sometimes, the unexpected finds turn out to be the best. Despite our best efforts to mark down the best places to see Sakura, I think the best sakura sighting this trip has to be found here. It did not come up on my radar because I don't think this is promoted on social media. (which is a damn good thing!)



default watermark

[View this post on Instagram](#)



A post shared by Kevin Yeo (@kevinyeo82)

The weather and lights also play a crucial role. In a small time window when there is good light, I managed to get some nice snap shots.







Where we parked our car, (this stretch of road is right outside the hotel we stayed), we found a very nice cafe serving up some pretty awesome seasonal desserts!





Before we go Tokyo, we still have 1 more place in Nikko to visit. The beautiful Lake Ch?zenji.
It is not too far away, about 1 hour drive.



There are many beautiful cafes located along the perimeter of the lake. I recommend you come here, take a stroll along the lake, and visit whichever cafe that catches your eyes.

default watermark

You can also consider driving up the mountain for another view from a higher vantage point.





However, I find that the lake looks best at level 0.



Another attraction nearby is the Akechi-Daira ropeway. We managed to get on the last ride up. They say you get a great view of Lake Chuzenji and Kegon Falls but this is what you get. The 'beautiful' pictures you see online are probably taken with a zoom lens. Dissapointing.






Now, another attraction in this location is the Irohazaka Winding Road. The Irohazaka Winding Roads were so named because together they consist of 48 hairpin turns.


It's also made famous by the comic Initial D.

Captured the ride up and down.

[View this post on Instagram](#)




A post shared by Kevin Yeo (@kevinyeo82)



default watermark

[View this post on Instagram](#)



A post shared by Kevin Yeo (@kevinyeo82)

With this, we bring a close to our Nikko trip and we head over to Tokyo for the last 3 days of our holidays.

This time in Tokyo, we are staying in the Ginza area. To be exact, we are within minutes walk to Shimbashi station.

Looking back, I prefer this location versus areas like Shibuya or Shinjuku. It's alot less hectic and we can still get to the major shopping areas rather easily.

After checking into hotel and returning the car, we headed to dinner.

I made reservation for dinner at Yakiniku Ushigoro Ginza.

default watermark



default watermark



default watermark



It's a course meal and there are a few options, varying in terms of how extensive the course is and also the grade of the beef.

I went for the basic set and it was already pretty good.

Service was on point too.

default watermark







We were very full and satisfied.

If you want a copy of my itinerary, comment below with your email, and we will send it to your inbox!

Read about the rest of my trip here!

[Catching Sakura: My 12 Days Self-Drive Itinerary through Sendai, Fukushima, Nikko, and Tokyo in Spring – Day 9 to 12](#)

[Catching Sakura: My 12 Days Self-Drive Itinerary through Sendai, Fukushima, Nikko, and Tokyo in Spring.](#)

Date Created

31/12/2024

Author

kevinyeo

default watermark