




Catching Sakura: My 12 Days Self-Drive Itinerary through Sendai, Fukushima, Nikko, and Tokyo in Spring – Day 7

Description

Breakfast buffet before we check out. We are staying in 2 different hotels in Kinogawa Onsen.



default watermark

[View this post on Instagram](#)






A post shared by Kevin Yeo (@kevinyeo82)

The plan for today, we are exploring Nikko.


First stop, Kanmangafuchi Abyss.

This is my personal favourite tourist attraction in Nikko. It is so tranquil and beautiful. I think it is slightly difficult to access hence the lesser crowd. It's totally worth the trip there, especially if you drive.



default watermark


[View this post on Instagram](#)



A post shared by Kevin Yeo (@kevinyeo82)

It's a very easy walk with defined pathway. And the entire stretch from end to end round trip will take you less than 30 minutes.


default watermark



Kanmangafuchi Abyss, located near central Nikko, Japan, is a picturesque gorge formed by an eruption of Mount Nantai around 7,000 years ago. This serene spot features a riverside walking trail lined with approximately 70 Jizo statues, known as the “Narabi Jizo” or “Bake Jizo,” which are said to protect children, travelers, and the deceased. The statues, coupled with the tranquil sounds of the Daiya River, create a mystical atmosphere perfect for a peaceful stroll. Legend has it that the number of Jizo statues changes each time you count them, adding an element of mystery to this already enchanting location.



Lunch: Nikko Beef at Nikko Guruman’s Wagyu



[View this post on Instagram](#)



A post shared by Kevin Yeo (@kevinyeo82)

Make a reservation for this steakhouse as it seems very popular. It's a course meal but there are several price options to choose from.

default watermark













default watermark





Nikko beef, particularly renowned for its exceptional quality, comes from the Tochigi region in Japan. This beef is celebrated for its tenderness and rich marbling, which contribute to its melt-in-the-mouth texture and exquisite flavor.



After lunch, we visited Nikko Toshogu.

This is probably the most iconic landmark in Nikko. It was packed with people and the crowd did make the visit a little less enjoyable.

We walked around the compound for a bit and left.



The famous “Three Wise Monkeys” carving.





The architecture was very elaborate and impressive but it was hard to get a good picture with the huge number of people around.



default watermark



The also famous Shinkyō Bridge. You have to pay a fee to get on top of the bridge.

It's about time to check into our hotel so we left and slowly made our way back to Kinugawa Onsen.


Along the way, we saw some a park with cherry blossom trees and we stopped for some pictures.


It was after that on researching google maps that I realise it's a park famous for cherry blossoms, albeit on a smaller scale. Kobayakugawa Sakura Koen ???????

And it is rather out of the way so it's not that accessible.









[View this post on Instagram](#)



A post shared by Kevin Yeo (@kevinyeo82)

Our hotel for the night.

default watermark






The view from the balcony of the room.


This hotel is on a smaller scale than Asaya Hotel. The standard of the facilities and service is average. Food wise, we prefer what Asaya had to offer.

Both dinner and breakfast are inclusive, kiseki style.



default watermark

[View this post on Instagram](#)



A post shared by Kevin Yeo (@kevinyeo82)

See you on day 8.

If you want a copy of my itinerary, comment below with your email, and we will send it to your inbox!

Read about the rest of my trip here!

[Catching Sakura: My 12 Days Self-Drive Itinerary through Sendai, Fukushima, Nikko, and Tokyo in Spring.](#)

Date Created

26/12/2024

Author

kevinyeo

default watermark