



ACM's new family-friendly "ACM & ME" explores culture and identity through play

## Description

I checked out the recent ACM's installation of a new family friendly space called ACM & ME and thought this could be a great option for parents to bring their kids this June holidays. In fact, I think adults can be the kids for once in this safe space. No judgement. As you can see, I am enjoying myself at the "Who Am I?" zone.

default watermark



Over at this zone, you get curious with who you are and get creative in a super fun way! Grab some paper and stamps, and make a cool self-portrait of yourself. Then, add your masterpiece to the awesome community art wall! Plus, you can mess around with magnets and fun shapes to jazz up your reflection in a mirror. There is a giant, life-size picture with cool pagoda shapes (inspired by the *Pagoda Odyssey 1915* exhibit) just waiting for you to add your artistic touch!

default watermark



The mirrors are great in helping to visualise and ‘create” your self perception

default watermark





At each section, there are suggested probing questions to connect with your inner selves, or to hone the child's ability to express their thoughts in a safe space. When is the last time you make a funny face?

default watermark





The overhead projector was the absolute cutting edge technology.....25 years ago

Ever wonder what is your reply to a question, "*What's my story?*" The next zone lets you find out with two super cool interactive spots! First up, "Fantastic Creatures." Get inspired by the mythical beasts you see in the galleries and then build your very own wild and wonderful creatures using colorful shapes (think animal body parts!). You'll feel like an ancient storyteller as you beam your creations onto old-school overhead projectors and share their tales.

These projectors bring back tons of forgotten memories during my primary school days. Back then, these projectors only project serious maths equations and we stare blank at these transparencies (the transparent plastic sheets) when we were called out to write our answers.

default watermark

# Fantastic Creatures

If you could create an amazing creature from your imagination, what would it look like?

Use the shapes and parts here to create your fantastical creature and watch it come to life.

Find these fantastic creatures in the museum.  
What real animals do they remind you of?



## Makara

The makara is the vehicle of the river goddess Ganga and is a creature that has the head of a lion and the body of a crocodile.

Find me at the Ancestor and Rituals Gallery on Level 2!

Makara or makara  
Pillars, Panchajanya, Patana, 15th or 16th century



## Dragon

The Chinese dragon is a powerful creature that represents the emperor and brings good fortune.

Find me at the Tang Shipwreck Gallery on Level 1!

Dragon with snake head and dragon tail  
North China, Tang dynasty (618-907)



## Garuda

The garuda is the vehicle of the Hindu god Vishnu, helping him travel and perform his duties.

Find me at the Ancient Religions Gallery on Level 2!

Garuda  
15th, 16th century



## Hinhtha

The hinhtha decorates palaces and temples.

Find me at the Ancestor Gallery on Level 2!

Hinhtha bird offering vessel  
Burmese, Burmese, late 19th or early 20th century

There are engaging content and questions beautifully designed on the walls for participants to work with. The Dragon and Qilin illustrations are found on artefacts on display around the Asian Civilisation Museum. This really spurs up interest to explore the museum and sight these historical pieces.

For a moment from afar, I wondered why a Dragon looks like a slim jar while a Qilin becomes a flowery dish. Check them out at the Tang Shipwreck Gallery and the Ceramics Gallery respectively.

default watermark



# Tips for Growth

Watch how your child connects with the world.  
They may recognise their own feelings in stories, animals, or creatures, or make sense of the world through play.

## Conversation Starters

- How would you describe this creature?
- What do you find most amazing about it?
- Where does this creature live?
- How does it survive in its environment?
- How would you befriend this creature?



“I would befriend my mythical creature by feeding it with the magical beans from Jack’s backyard.”

This test of imagination is a real stress test I believe. I wish there are more avenues in our children’s education curriculum to install belief to dream, to imagine, to think out of the box.

default watermark





The 3rd section at ACM & Me, *“What can I create?”* This area is all about everyone having a blast together with movement, tunes, and playing as a team! Get ready to bust a move – as you dance around, colorful lights will turn your actions into a super cool shadow show. Then, for the little ones (and the young at heart!), there’s an awesome play zone packed with giant soft blocks and comfy cushioned floors. It’s the perfect safe spot for kids to build, climb, and just make stuff up!

default watermark





## Playground Time!

Build anything with these giant foam blocks! Want to build a tower? Stack them up high! Need a cosy reading fort? Line them up to make walls!



## Tips for Grown-

Free play is a way for children to make sense of their relationships, and environment. Whether they're building or pretending to be superstars, children are expressing and exploring who they are.

### Play Together with Your Child

- Let your child lead the play. Be curious about what they are doing.
- Reflect on any emotions that come up during the play.
- Support them in developing motor skills and awareness.

Sometimes as grown-ups, we conform to the rules that was built around us for years. Are we setting up rules for our children's conformity too?

default watermark







This colour stamping station lets you choose the type and colour of clothes your character gets to wear. Then jazz up your character with colour pens and shape stamps. Stop thinking, start colouring!

default watermark



default watermark





There are no right or wrong answers. There are only shapes, colours, movement and feelings and mix that all up.

default watermark



More mirrors here but shaped like a diamond sitting on a miniature rotating banquet table. You can colour the figurines, and rotate the diamond-shaped mirrors. Then, watch the figurines come alive in the reflection! The faster you spin, the faster they run. Brings a whole new meaning to spinning a story.

default watermark



## Excited to begin your adventure? Here's how to have the best time:





If all that excitement is too much for you, there is a calm corner for you to chill it out. Back then we have a naughty corner for the naughty ones. Even further back then, we have a cane corner.....

default watermark

# A Tapestry of Feelings

Think about all the fun things you've seen and done in the Curiosity Cove. Choose cloth strips in colours that match your feelings. Weave the strips over and under, and add your feelings to our community art wall.

These loose straps and cloth strips – repurposed from unwearable T-shirts, are thoughtfully sourced in collaboration with Cloop.



“Dad, what’s Monday blues?” “Son, when you start working, you will understand.”

Right by the exit, there’s also a community weaving wall. It’s a chance for you to express yourself and whatever you’re feeling by using strips of cloth made from recycled clothes. Pick a colour that vibes with you, add it to the display everyone’s building together, and snap some photos with it as a cool way to end your trip!

default watermark



ACM


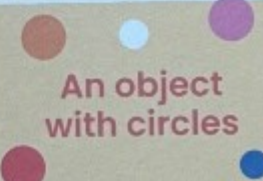



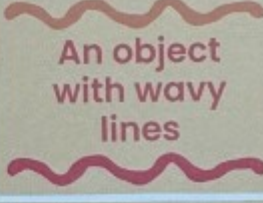



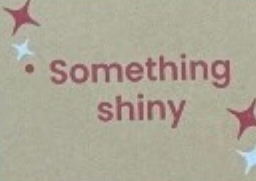

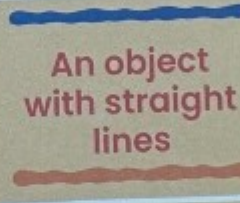
# OBJECT HUNT

## SHAPES, COLOURS, AND TEXTURES

### HOW TO PLAY

1. Take a walk around the museum and find the items listed below. When you see something that matches a description on the card, use your pencil to cross it out.
2. Find four items in a row to complete a line – across, down, or diagonally. After getting four in a row, mark a big smiley face at the bottom of your card. How many rows can you complete?
3. Have fun discovering amazing details on objects in the museum!

Can you find...

 An object made of gold	 An object with circles	Something carved out of wood 	 An object that looks smooth
An object in one colour 	 An object with wavy lines	An object shaped like an animal 	An object with red, blue, and green
An object that looks rough 	An object with repeated patterns 	An object that is blue and white	 Something shiny
An object with more than three colours	An object made of clay	An object with triangles 	 An object with straight lines

Draw a smiley face for every row you've completed!





If you still have any energy left from all the sections, pick up this Object Hunt brochure and start hunting! Your hunting ground? The entire Asian Civilisation Museum is at your disposal! Try to keep up!

ACM & ME opens at ACM's Contemporary Gallery from 23 May 2025 and it is free for Singaporeans and Permanent Residents. For our foreign visitors, it is \$25 per adult but free as well for children below 6 years old. Opening hours is 10am to 7pm daily, and till 9pm on Fridays. It closes between 12.30pm to 1.30pm for cleaning and sanitisation.

**Date Created**

22/05/2025

**Author**

willietan

default watermark